



SAR is now offering a free mobile MemberPlus App

Members now have the option of accessing their Association membership and Association/MLS billing platform offered by GrowthZone. **The MemberPlus mobile app will not give you access to Paragon.**

Prior to downloading the MemberPlus App, members must set up their profile in Info Hub.

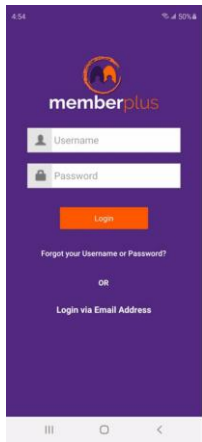
If you have not set up your profile in Info Hub, [click here](#) to create a new account.

How to get the app. The MemberPlus app is available in both the iTunes and Google Play stores. This app allows members to pay open invoices, register for events, view the member directory, access the Resource center, etc.

- Download from the iTunes store here - [MembersPlus iOS version](#). **NOTE:** iOS 10 (or higher) are supported.
- Download from the Google Play store here - [MemberPlus Android version](#)

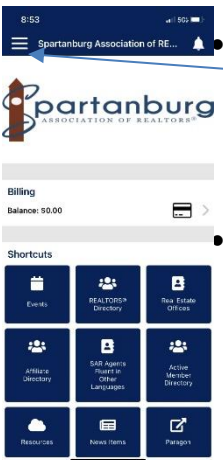
Once you have downloaded the app on your mobile device, click on the MemberPlus icon


You will have **two options to login:**



Enter the same username and password you use to access your Info Hub account and then click the Login button, or

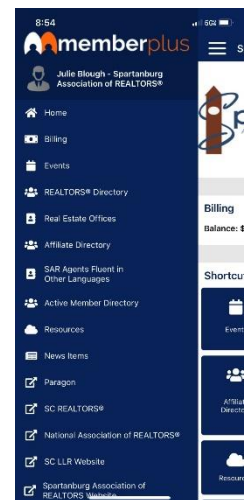
Login via your email. This option will allow users to log in by only entering their email address. Using this option a “magic sign-in” email will be sent to that email that includes a “magic link” to open the app. The member can click on the link to access the app. The link is good for 24 hours. Opening this mail on your mobile device will allow you quick entry into the app without having to remember or change your password. Note: The Magic Link should be used for those using SSO for access to the Info Hub.




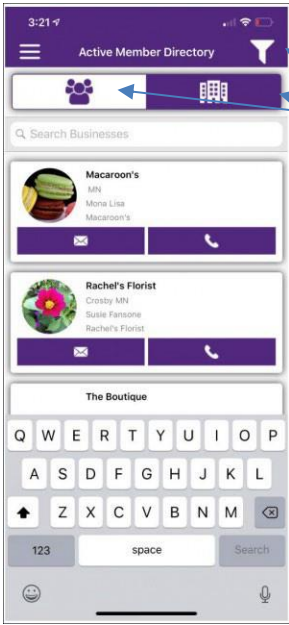
Navigation - When the MemberPlus App is first launched, the Dashboard will display. The Dashboard provides quick-select icons. You can also click on the icon  to the view system navigation options.

Dashboard – Provides a variety of shortcuts to easily access the following. Simply click the icon to access the desired functionality.

- MemberPlus Directory** – More information provided
- Events**
- News**
- Resources**




MemberPlus Directory - Easily search the member directory using the MemberPlus App. To access the directory, click the desired directory on the main MemberPlus App screen. Alternately, you can click the icon  to view the system navigation menu and select the desired directory.




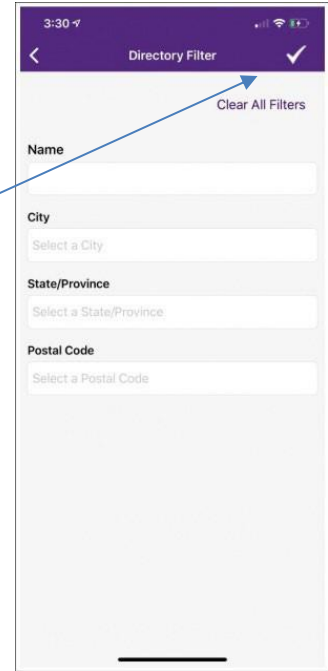
Once the directory has been selected:

View the directory by members by clicking the icon .

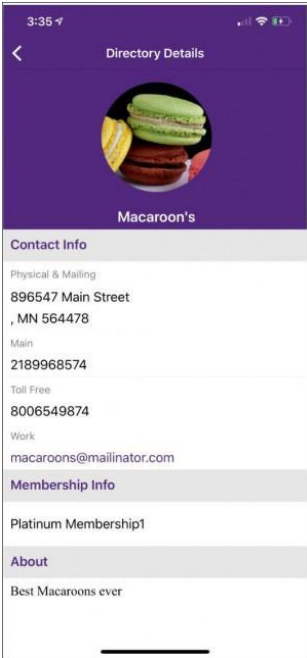
View the directory by businesses by clicking the icon . Search the directory by typing into the search box.


Filter the directory by clicking the icon . After entering

filtering options, click the icon  to apply the filters. Simply click on the desired member or business you wish to view.



If the number or email is available, you can easily contact the member/business.



To call click on the icon 

To email click on the icon  or click on their email address.

